


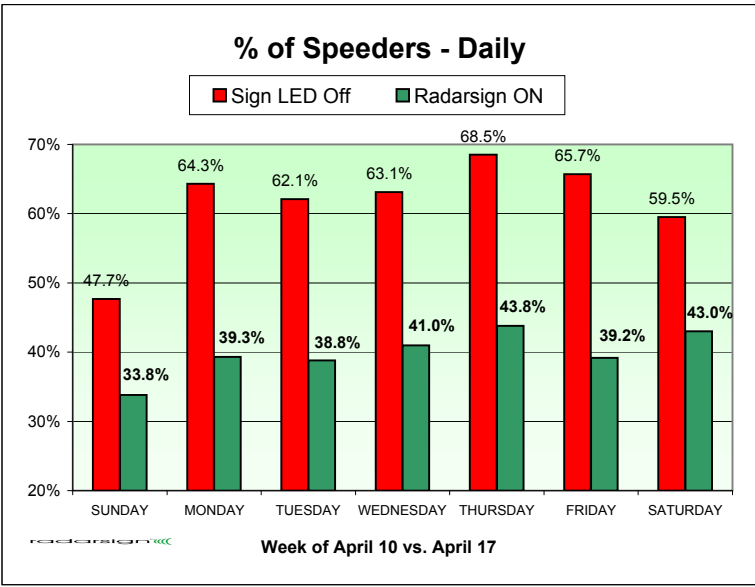


<p>Basics</p> 	<p><i>Data Collection:</i> Tallies data on up to 65,000 vehicles as they pass by the radarsign</p> <p><i>Information Recorded:</i> Time of day and Date Average Vehicle Speed Peak Vehicle Speed Number of Vehicles per half hour segment, with daily totals Number of Speed Limit violators per 1/2 hour segment, with daily totals</p> <p><i>Analysis Breakouts:</i> Daily Reports available in half hour and one hour segments</p>																																																																																																																		
<p>Standard Reports</p> 	<p><i>Daily Report:</i> Total Vehicle Count <i>Daily Report:</i> Total Speed Limit Violations <i>Daily Report:</i> Average Speed <i>Daily Report:</i> Peak Speed <i>Daily Report:</i> % of Vehicles Violating Speed Limit</p> <p><i>Weekly Report:</i> Vehicle count, by day <i>Weekly Report:</i> % of Vehicles Violating Speed Limit, by day <i>Weekly Report:</i> Vehicle peak speed, by day <i>Weekly Report:</i> Speed Limit Violation count, by day</p> <p><i>Daily Report:</i> Vehicle average speeds, by MPH segments (7 MPH to 126 MPH, with vehicle count in 12 segments) <i>Daily Report:</i> Vehicle peak speeds, by MPH segments (7 MPH to 126 MPH, with vehicle count in 12 segments) <i>Daily Report:</i> 50th & 85th Percentile Speeds</p> <p><i>Daily Report:</i> # of vehicles over Speed Limit, 1/2 hour segments <i>Daily Report:</i> # of vehicles detected, 1/2 hour segments <i>Daily Report:</i> Average vehicle speeds, 1/2 hour segments <i>Daily Report:</i> Peak vehicle speeds, 1/2 hour segments</p>																																																																																																																		
<p>Raw Data</p> 	<p><i>PDB file format:</i> STREETSMART converts files to .csv format for use with spreadsheet</p> <p><i>STREETSMART Manager:</i> Populates master data fields in spreadsheet template, and auto-generates 12 graphs for easy viewing of data.</p>																																																																																																																		
<p>Report & Graph Examples</p>	<table border="1" data-bbox="329 1331 716 1913"> <thead> <tr> <th colspan="5">DAILY SPEEDS & VEHICLE COUNTS</th> </tr> <tr> <th>TIME</th> <th># OF VEHICLES</th> <th># OVER LIMIT</th> <th>SPEED AVG</th> <th>SPEED PEAK</th> </tr> </thead> <tbody> <tr><td>10:30</td><td>52</td><td>37</td><td>25.6</td><td>40</td></tr> <tr><td>11:00</td><td>36</td><td>25</td><td>24.7</td><td>43</td></tr> <tr><td>11:30</td><td>35</td><td>23</td><td>26.7</td><td>39</td></tr> <tr><td>12:00</td><td>32</td><td>20</td><td>25.6</td><td>35</td></tr> <tr><td>12:30</td><td>31</td><td>18</td><td>24.7</td><td>38</td></tr> <tr><td>13:00</td><td>34</td><td>24</td><td>25.9</td><td>37</td></tr> <tr><td>13:30</td><td>41</td><td>27</td><td>22.2</td><td>41</td></tr> <tr><td>14:00</td><td>40</td><td>30</td><td>25.9</td><td>40</td></tr> <tr><td>14:30</td><td>38</td><td>28</td><td>23.9</td><td>36</td></tr> <tr><td>15:00</td><td>39</td><td>33</td><td>21.3</td><td>37</td></tr> <tr><td>15:30</td><td>44</td><td>36</td><td>23.7</td><td>44</td></tr> <tr><td>16:00</td><td>51</td><td>31</td><td>26.2</td><td>41</td></tr> <tr><td>16:30</td><td>46</td><td>30</td><td>25.8</td><td>46</td></tr> <tr><td>17:00</td><td>48</td><td>28</td><td>24.4</td><td>38</td></tr> <tr><td>17:30</td><td>54</td><td>36</td><td>23.3</td><td>37</td></tr> <tr><td>18:00</td><td>42</td><td>33</td><td>24.9</td><td>39</td></tr> </tbody> </table>  <p>% of Speeders - Daily</p> <p>Legend: Sign LED Off (Red), Radarsign ON (Green)</p> <p>Week of April 10 vs. April 17</p> <table border="1"> <thead> <tr> <th>Day</th> <th>Sign LED Off (%)</th> <th>Radarsign ON (%)</th> </tr> </thead> <tbody> <tr><td>SUNDAY</td><td>47.7%</td><td>33.8%</td></tr> <tr><td>MONDAY</td><td>64.3%</td><td>39.3%</td></tr> <tr><td>TUESDAY</td><td>62.1%</td><td>38.8%</td></tr> <tr><td>WEDNESDAY</td><td>63.1%</td><td>41.0%</td></tr> <tr><td>THURSDAY</td><td>68.5%</td><td>43.8%</td></tr> <tr><td>FRIDAY</td><td>65.7%</td><td>39.2%</td></tr> <tr><td>SATURDAY</td><td>59.5%</td><td>43.0%</td></tr> </tbody> </table>	DAILY SPEEDS & VEHICLE COUNTS					TIME	# OF VEHICLES	# OVER LIMIT	SPEED AVG	SPEED PEAK	10:30	52	37	25.6	40	11:00	36	25	24.7	43	11:30	35	23	26.7	39	12:00	32	20	25.6	35	12:30	31	18	24.7	38	13:00	34	24	25.9	37	13:30	41	27	22.2	41	14:00	40	30	25.9	40	14:30	38	28	23.9	36	15:00	39	33	21.3	37	15:30	44	36	23.7	44	16:00	51	31	26.2	41	16:30	46	30	25.8	46	17:00	48	28	24.4	38	17:30	54	36	23.3	37	18:00	42	33	24.9	39	Day	Sign LED Off (%)	Radarsign ON (%)	SUNDAY	47.7%	33.8%	MONDAY	64.3%	39.3%	TUESDAY	62.1%	38.8%	WEDNESDAY	63.1%	41.0%	THURSDAY	68.5%	43.8%	FRIDAY	65.7%	39.2%	SATURDAY	59.5%	43.0%
DAILY SPEEDS & VEHICLE COUNTS																																																																																																																			
TIME	# OF VEHICLES	# OVER LIMIT	SPEED AVG	SPEED PEAK																																																																																																															
10:30	52	37	25.6	40																																																																																																															
11:00	36	25	24.7	43																																																																																																															
11:30	35	23	26.7	39																																																																																																															
12:00	32	20	25.6	35																																																																																																															
12:30	31	18	24.7	38																																																																																																															
13:00	34	24	25.9	37																																																																																																															
13:30	41	27	22.2	41																																																																																																															
14:00	40	30	25.9	40																																																																																																															
14:30	38	28	23.9	36																																																																																																															
15:00	39	33	21.3	37																																																																																																															
15:30	44	36	23.7	44																																																																																																															
16:00	51	31	26.2	41																																																																																																															
16:30	46	30	25.8	46																																																																																																															
17:00	48	28	24.4	38																																																																																																															
17:30	54	36	23.3	37																																																																																																															
18:00	42	33	24.9	39																																																																																																															
Day	Sign LED Off (%)	Radarsign ON (%)																																																																																																																	
SUNDAY	47.7%	33.8%																																																																																																																	
MONDAY	64.3%	39.3%																																																																																																																	
TUESDAY	62.1%	38.8%																																																																																																																	
WEDNESDAY	63.1%	41.0%																																																																																																																	
THURSDAY	68.5%	43.8%																																																																																																																	
FRIDAY	65.7%	39.2%																																																																																																																	
SATURDAY	59.5%	43.0%																																																																																																																	