


Flat Bracket Mounting Kit Instructions (Part #AR004)




Flat Bracket installed on sign housing

When installing the flat brackets on the back of the sign housing, the bracket can be positioned either above or below the housing.



Mounted below sign housing




Mounted above sign housing

This installation shows the flat brackets positioned below the sign housing.

Depending on the hole pattern on your pole you may want to position the brackets above the sign housing.



Sign mounted on 2x2 pole with flat bracket



Sign mounted on U-channel pole with flat bracket

Flat Bracket Mounting Kit includes :

- (2) Flat Brackets
- (2) Spring Loaded Channel Nuts
- (2) Carriage Bolts 3/8 x 16 x 3"
- (2) Phillips Flathead Screws 3/8 x 16 x 3/4"
- (2) Hex Nuts 3/8 X 16
- (2) Washers 3/8